

Dr. K's Recorder Learning Method

by
Kirk Kassner, Ph. D.
Federal Way, Washington

This book belongs to:

in _____'s class

Dr. K's Recorder Learning Method

Copyright © 2002 Dr. Kirk Kassner

Published by

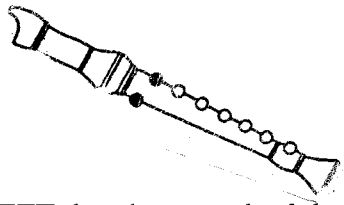
Music Learning Press

506 SW 298th Street

Federal Way Washington 98023


Dr. K's Recorder Learning Method

Copyright 2002, Dr. Kirk Kassner, Federal Way WA 98023



1 LEFT thumb covers back hole, first finger covers top hole.

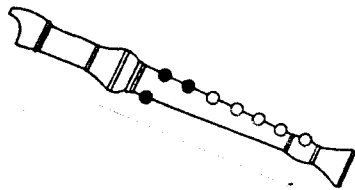
Notes around the middle line have the pitch name B.



The whole note lasts the whole measure, four beats.

The quarter rest means one beat of silence.

The half note lasts half as long as a whole note, two beats.



2 LEFT thumb covers back hole, first finger covers top hole, second finger covers second hole.

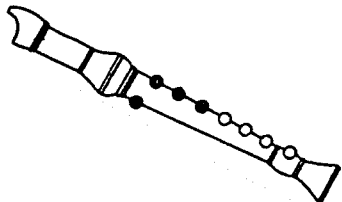
Notes in the second space have the pitch name A.



_____ note


_____ note

The quarter note lasts one quarter as long as a whole note, one beat.



3 LEFT thumb covers back hole, first finger covers top hole, second finger covers second hole, third finger covers third hole.


Notes around the second line have the pitch name G.



_____ note

4 Down the Slide

(Be careful to cover the holes completely and press down firmly)



(write the names of the pitches)

Check your finger pads after playing: are there complete circle imprints in the middle of your fingerprints? If not, press harder and/or place your finger more accurately.

5 Over the Waves With a blue marker, connect the note heads to form waves. (Remember to blow gently to get the best tone.)

Which hand goes on top? _____ Can you name these pitches?
 Circle the answer: Left / Right

6 Hot Cross Buns Perform 3 ways: 1) sing the song, 2) clap the rhythm while counting out loud, 3) play.

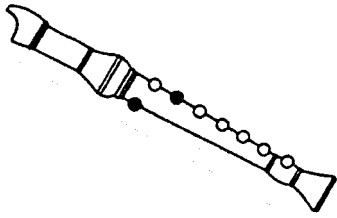
Hot cross buns. Hot cross buns.

One a pen-ny, Two a pen-ny. Hot cross buns.
 1 2 3 4 1 2 3 4 1 2 3 4 1 2 3 4
 (think 1, 2, 3, 4 as you play) How many times does this pattern occur in this song?
 Hint: tapping your foot on each beat makes counting easier.

7 Merrily We Roll Along Each 4-measure phrase begins with the same pitches. Do they end the same?

Mer-ri-ly we roll a - long, roll a - long, roll a - long,
 Quarter notes last ___ beat. Half notes last ___ beats.

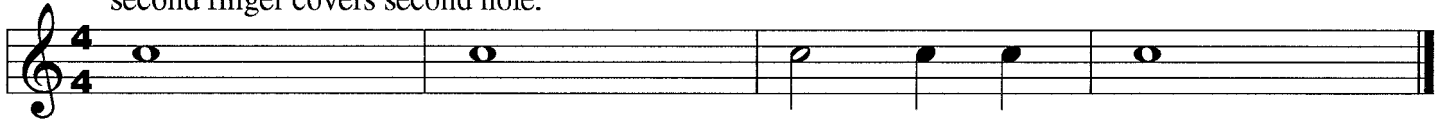
Mer-ri-ly we roll a - long, O'er the deep blue sea.
 Whole notes last ___ beats.



8 Oh, say can you 'C'?

LEFT thumb covers back hole,
second finger covers second hole.

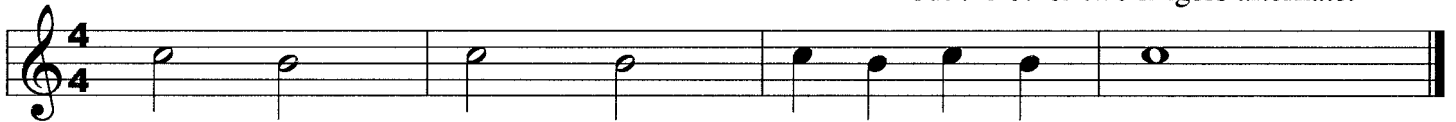
Notes in the third space have the pitch name C



Train your fingers to hover over the open holes about 1/2 inch (the width of your finger). If you keep your fingers close to the hole, it is easier to play accurately. Do not let your fingers wander into outer space.

9 Tricky Tricky C and B

The left thumb stays in a steady state,
but the other two fingers alternate.



When you lift up fingers to open a hole, lift them just 1/2 inch (the width of your finger). This is very tricky at first, but you can do it if you concentrate. Start slowly, then get faster and faster. Soon you will have control over your fingers.

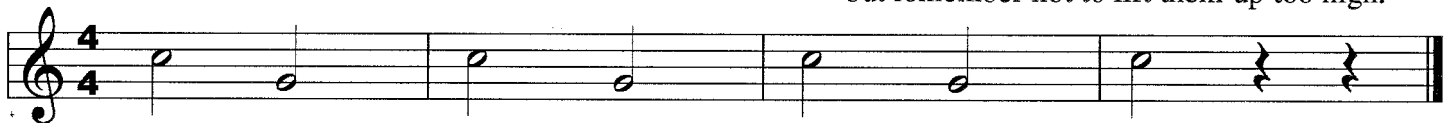
10 Easy As Pudding C and A



Keep your thumb and second finger on the holes, put down and lift up only the first finger.

11 Butterfly C and G

Your fingers will look like a butterfly,
but remember not to lift them up too high.



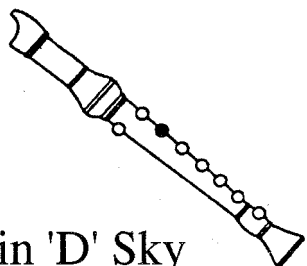
Keep your thumb and second finger on the holes, put down and lift up the first and third fingers.

12 The Ants Go Marching

On and on and on they go, where they stop we'll never know.



The repeat sign at the end tells you to play it over again.



13 High in 'D' Sky

Second finger covers second hole. Thumb hole is open, but keep your thumb hovering close to the hole.

Notes around the fourth line have the pitch name High-D.

Remember to blow gently, so you get a pleasant tone, and so your dog won't run away when you play.

Count carefully as you play. Don't let the rest on beat 3 of the last measure catch you day dreaming!

14 Oh, My Goodness A and D!

The second finger sticks on stubbornly like the Grinch. The other two fingers like a crab squeeze and pinch! Practice slowly at first and try to move fingers exactly together. Then practice faster and faster.

15 Rain, Rain, Go Away

Watch out for the mud puddle in measure 3!

1. Rain, rain go a-way come a-gain a-no-ther day.
 2. Rain, rain go a-way all the child-ren want to play.

16 Mary Had A Little Lamb

Ma-ry had a lit-tle lamb lit-tle lamb lit-tle lamb
 The eighth note lasts 1/8 as long as a whole note: half a beat. It takes two eighth notes together to last one beat.

Ma-ry had a lit-tle lamb whose fleece was white as snow.
 Count eighth notes:
 1 & 2 & 3 & 4 & Tap foot down on beats, lift foot up on &s.

17 Jingle Bells

Measure 3 is tricky in this tune, also. Practice it slowly at first and try to move fingers together. Then play faster and faster.

Jin- gle bells Jin- gle bells Jin- gle all the way.

Oh, what fun it is to ride in a one horse o- pen sleigh Heh!

Count the Cs carefully. There are five Cs in a row.

one horse o - pen sleigh.

Play the first ending the first time, but skip it and play the second ending the second time.

18 Go Tell Aunt Rhody

Remember to keep your fingers close to the holes (about 1/2 inch)

Go tell Aunt Rho - dy Go tell Aunt Rho ---- dy

Go tell Aunt Rho - dy the old grey goose is dead.

19 Oats Peas Beans

Oats Peas Beans and Bar - ley grow Oats Peas Beans and Bar - ley grow

Nei- ther you nor I do know how Oats Peas Beans and bar - ley grow.


20 Ode to Joy

Can you sing the names of the pitches?



Noticing patterns in music helps to play.
The first 12 pitches in each phrase are the same.

The last three pitches are different.



21 Sleepy Time. New Note F.

Finally we get to use fingers on the right hand!

Cover all of the left-hand holes (G fingering), plus RIGHT hand first finger covers the next hole, and third finger covers the third hole.



I am get-ting sleep-y it is get-ting late

Soon I'll go with Ted- dy through the dream land gate.

Notes in the first space have the pitch name F

Name these pitches: _ _ _ _ _

22 Notes Tied Together

The TIE is a curved line connecting two pitches of the same name.



1& 2 & 3& 4 & 1& 2 & 3& 4 & 1&2 & 3&4 &

- 1) clap and count out loud
- 2) Clap and count in your head
- 3) Play and count in your head

Quarter note dot = quarter note tied to eighth note.

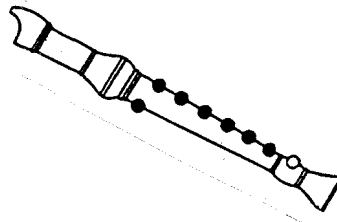
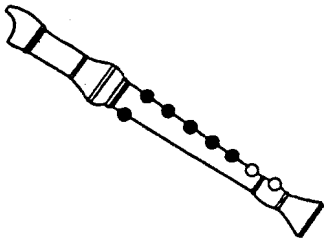
This rhythm can be tricky. To make it easier, be sure to "stomp" on the dot before clapping again.

22 New World Symphony Theme

A. Dvorak

1&2 & 3&4& 1&2 & 3&4& 1&2 & 3&4 & 1&2&3&4&

Write in the counting



Notes around the bottom line have the pitch name E.
Notes hanging under the staff have the pitch name D.

23 Two New Notes At Once!?

- 1) Write the counting under the notes, then count and clap the rhythm.
- 2) Write the pitch names under the counting, then sing the names of the pitches.
- 3) Play on recorder.

24 Angel Band

Syncopation is a special rhythm with a long note between two short notes.

There was 1, there were 2, there were 3 lit- tle an- gels There were 4, there were 5, there were 6 lit- tle an- gels. There were

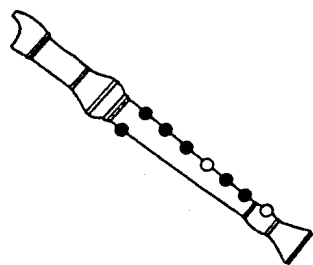
7, there were 8, there were 9 lit- tle an- gels 10 lit- tle an- gels in the an- gel band.

- 1) Sing the words.
- 2) Sing the pitch names.
- 3) Play the recorder.

Circle all the syncopation rhythms

25 Taps This song is performed at sunset on military posts and at military funerals.

Day is done. Gone the sun. From the lake, from the hills from the sky. All is well, safe-ly rest. God is nigh (near).



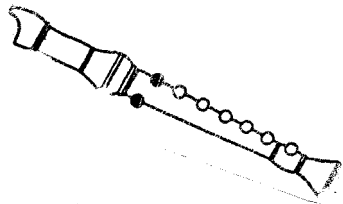
26 New Note F# Notes in the second space with a # sign in front have the pitch name F-sharp. Cover all of the left-hand holes (G fingering), plus RIGHT hand's 2nd and 3rd finger on the 2nd and 3rd holes. Hint: F# is like D, but with the RIGHT first finger up.

27 Bingo

Once a farm-er had a dog and Bin-go was his name - O
 B - I - N - G - O B - I - N - G - O B - I - N - G - O and Bin-go was his name-O


Dr. K's Recorder Learning Method

Copyright 2002, Dr. Kirk Kassner, Federal Way WA 98023



1 LEFT thumb covers back hole, first finger covers top hole.

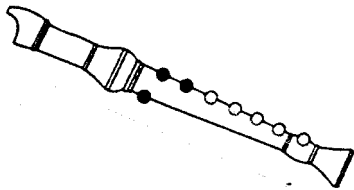
Notes around the middle line have the pitch name B.



The whole note lasts the whole measure, four beats.

The quarter rest means one beat of silence.

The half note lasts half as long as a whole note, two beats.



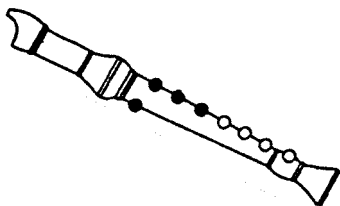
2 LEFT thumb covers back hole, first finger covers top hole, second finger covers second hole.

Notes in the second space have the pitch name A.




_____ note _____ note

The quarter note lasts one quarter as long as a whole note, one beat.



3 LEFT thumb covers back hole, first finger covers top hole, second finger covers second hole, third finger covers third hole.

Notes around the second line have the pitch name G.



_____ note

4 Down the Slide

(Be careful to cover the holes completely and press down firmly)



_____ (write the names of the pitches)

Check your finger pads after playing: are there complete circle imprints in the middle of your fingerprints? If not, press harder and/or place your finger more accurately.

This fingering chart belongs to _____ in _____'s class

Fast Fingers!











--	--	--	--	--	--	--	--

C D E F G A B C

Achievement Record of

When the teacher writes a date on the achievement wall chart, students write the date next to the number of the music below. When every date is filled in for a page, get a star from the teacher to stick next to the panther.

1. _____	Songs on page 1
2. _____	
3. _____	
4. _____ Down the Slide	
5. _____ Over the Waves	Songs on page 2
6. _____ Hot Cross Buns	
7. _____ Merrily We Roll Along	
8. _____ Oh, Say can you 'C'?	Songs on page 3
9. _____ Tricky Tricky C and B	
10. _____ Easy As Pudding C and A	
11. _____ Butterfly C and G	
12. _____ The Ants Go Marching	
13. _____ High in 'D' Sky	Songs on page 4
14. _____ Oh, My Goodness A and D!	
15. _____ Rain, Rain Go Away	
16. _____ Mary Had A Little Lamb	
17. _____ Jingle Bells	Songs on page 5
18. _____ Go Tell Aunt Rhody	
19. _____ Oats Peas Beans	
20. _____ Ode to Joy	Songs on page 6
21. _____ Sleepy Time. New Note F.	
22. _____ Notes Tied Together	
22B. _____ New World Symphony Theme	Songs on page 7
23. _____ Two New Notes At Once!?	
24. _____ Angel Band	
25. _____ Taps	Songs on page 8
26. _____ New Note F#	
27. _____ Bingo	

When you have earned all eight stars, get a cookie from the teacher. 😊